

Welcome to Year 3



at Ludlow Junior School

Name: _____


Class : _____

Teacher: _____



A Message from Mr Palmer

Hello and welcome to all the new year 3 children. I am so excited to finally meet you all. My name is Mr Palmer and next year I will be teaching 3 Ash.



3 Ash

I have been at Ludlow for 5 years now and my favourite thing in the whole wide world is to learn new subjects with the children I teach. I also love reading books and my favourite author is Michael Morpurgo. I love sport and you may find me talking about my favourite team AFC Bournemouth.

I know for some of you that coming up to Junior school may seem a little scary. Also, some of you may not have been at school for what seems like forever. I wanted to let you into a little secret...

As teachers, we feel the same as you! Some of us haven't been in a classroom for ages! Some of us get just as scared and nervous on our first days in September. But we have a solution! Together, as a class, year group and school, we can help everyone feel happy and ready for the new year.

So, we hope you are able to find out lots of information before coming to Ludlow Juniors but we look forward to seeing you next year for what will be a fantastic Year 3!

Mr Palmer

Year 3 Teachers



3 Willow

I'm Ms White and I'm so excited to be teaching in year 3 next year and getting to know you all. I will be teaching Willow class on Monday, Tuesday and Wednesday. Outside of school I have two children, a son who's four and my daughter who's 2 and they like to keep me very busy! I love reading books and really look forward to sharing some of my favourite books and stories with you.



My name is Mrs Klein. I will be teaching in 3 Willow class on Thursday and Friday. I love doing arts and crafts! I have 3 young children at home, who are 5, 3 and 1 years old. I love reading and history too!



3 Oak

My name is Mr Cassim. I love learning new things and have a particular interest in reading, maths and sports, especially football. I like having fun, listening to jokes and laughing! HAHHA!

3 Hazel

Hi, I'm Miss Townsend! I am new to Ludlow this year and I am really excited to meet all of you! I really enjoy art and geography. At the weekends I love to cook and bake. My favourite children's book is the Gruffalo and I adore cats.



3 Beech

Hello, my name is Miss Gath and this will be my second year at Ludlow Junior School. I am originally from Stoke-on-Trent in the midlands but I have lived here now for over 3 years. One thing about me is that I am a massive Disney fan! I also love going on holiday, walking and photography.

Who you need to know!



This is Mr Watkins. He is the Headteacher of Ludlow Junior School and is in charge of making sure every child feels happy and safe in our school.

This is Mrs Hotston. She is one of the Assistant heads at Ludlow Junior school. She helps Mr Watkins in making sure the school is safe and that children are happy. She is also the person to go to if you need any extra help with your learning.



Mrs Chandler and Mrs Stevenson are both Assistant heads too. They also make sure that children are happy and work really hard making sure teachers plan exciting lessons. You may get the chance to show your incredible work to these two lovely ladies and they will give you a special Head Teachers award!



This is Mrs Locke and Mrs Muldowney. They are part of our Well being and ELSA team. This means that they are excellent at listening to children and talking through any worries. They are extremely busy ladies but if you ask your teacher they will fit in a time to come and speak to you.



You will find these three lovely ladies in the office working very hard! They do lots of important jobs in school as well as looking after any children who hurt themselves out on the playground or feel unwell in school.


Mr Hepworth and Mr Rogers are in charge of our site. They make sure everything is working and is clean for us to use.



Mrs Street is our school Librarian and is the person to go to if you want to take a book out. She is also very good at giving ideas of books if you are not sure what you want to read. Luckily in year 3 our classes are right by the library so we can often visit the library outside our class time.

Hamish

You may have heard or seen that we have a school dog! Hamish is a big part of the Ludlow junior family and is a very kind and friendly dog. Hamish works very hard to make sure children are happy. He loves being stroked but we must always ask the adult who's with him if we can so we do not surprise him.



The School

Outside Year 3 – Lining up

This is where you will wait each morning. When you hear the bell, make your way along the Year 3 corridor to your class. At the end of break and lunchtimes you will also line up with your class in this area!



Playground

This is the playground. We use the playground for break and lunchtimes and also P.E lessons. There is lots to do! You could try the rock wall, sit and read in the friendship garden, complete the floor activities with friends, play

football in one of our two MUGA's , take part in the Action Arena activity for the week, play Champ, play Table Tennis or simply chat and play with your friends.



Classrooms & Library

All of the year three classrooms are next to one another! If your work is particularly impressive we may send you to show one of the other teachers. You must walk through the library to get to your classroom so make sure you are nice and quiet!



In the library you will find lots and lots of fantastic books and the brilliant Mrs Street, our school librarian, she will be able to help you with any of your book needs. You may spend some time in the library learning in small groups. We also use the library for our weekly Year 3 assembly.



This is the Year 3 corridor where you walk through to get tot the classrooms from the playground. It is also where the year 3 toilets are which only children from Year 3 can use!



The School

The Wish Corridor

This is the wish corridor. You need special permission from a teacher to visit here. On the wish corridor you will find;

- The office—to drop off any letters from home.
- The medical room—which will help to make sure you are fighting fit and ready to learn.
- The Head Teachers office (Mr Watkins) - where you can share your wonderful work.
- Mrs Locke's Room (Pupil & Family Wellbeing Lead and DDSL) — Mrs Locke loves to chat and find out how you are doing .
- The ELSA Support & RAMP Room—a room full of games and activities you can visit if you do something fantastic! Which I am sure you will!



Hall & Servery

This is the hall. We will use the hall for phase and whole school assemblies, eating your lunch and fun P.E lessons. When the dinner ladies call you for lunch you will come in through the playground and pick up your lunch from the servery.



At Ludlow Junior we have four different options (Meat, Vegetarian, Baguette or Jacket) to choose from including a pudding! My personal favourite is chocolate cake with chocolate custard! Then, you take your lunch to a table and sit next to whoever you want! If you are sandwiches you can choose whether to eat outside or in the hall, unless it is raining. Dotted around the hall are the Year 4 and 5 classrooms.



South Block

This is South Block. In South Block you will find the Year 6 Classrooms. If you decide to take up a musical instrument you will also visit here for your music lessons.

Lessons to Look forward to!

English

In Year 3 English we will learn lots of new skills to make our writing even more fantastic! We will write stories about monsters, setting descriptions about magical places, poems about the world, instructions on how to make fireworks and much more. We will read and write about the BFG, Charlotte's Web and Toy Story!



Maths



In Year 3 Maths you get the opportunity to investigate, compete and problem solve. We will learn the methods that the adults use to add, subtract, divide and multiply. Times Table Rockstars will help you to learn your times tables and you will go head to head against different Year 3 Classes. Do not worry if you get stuck that is how we learn and the teachers love, love, love to help!

Science

In Year 3 Science we will become real scientists. Conducting investigations and experiments on rocks, magnets, shadows and plants. We will also learn about the human body, animals and even create our own spines.

History

In Year 3 History we learn about The Celts, The Romans and The Anglo Saxons. During Year 3 we have a Celts Day. You get the chance to dress and live like a Celt for the day and so do the teachers!

Geography

In Year 3 Geography we will learn all about the British Isles, the different climates and weather in the world and the human and physical features of our planet. We also go on a trip to Lyndhurst and Woolston to compare the different human and physical features in different locations!

P.E

In Year 3 P.E you will not only learn about the importance of exercise but you will get to improve your skills and fitness in gymnastics, football, dance, hockey, netball, OAA, athletics, yoga and rounders.

Computing

In Year 3 Computing we will learn how to stay safe whilst using the internet. We will also learn how to program Robots, how to create Powerpoints and use different software on our devices.

Music

In Year 3 Music we will learn all about rhythm, sing ballads, British folk music and even animal music!

PSHE

In Year 3 PSHE we learn about our community, how to stay safe when using the road, talk about our feelings, discuss relationships and how to identify bullying. You also get the chance to create an Anti-Bullying Poster which may get used throughout the school.

Art

In Year 3 Art we focus on drawing, textiles and 3D modelling. You will get the opportunity to draw our school dog Hamish. To weave a pattern onto a cloth and to create a sculpture using clay! Very messy indeed!

French

In Year 3 French we get the opportunity to learn a new language! Starting with the basics and speaking in sentences by the end of the year! Magnifique!

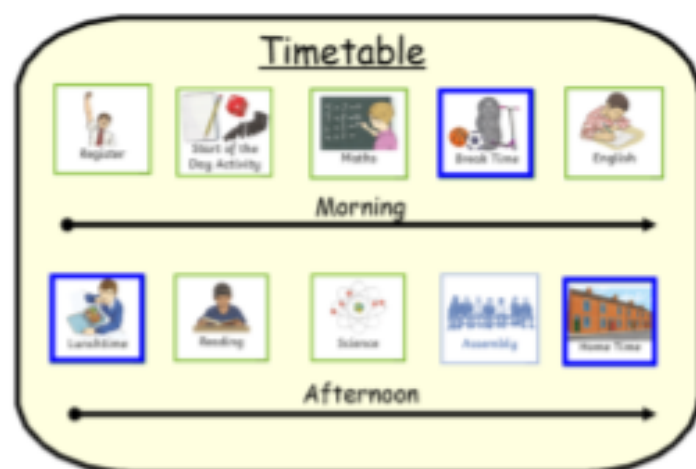
R.E

In Year 3 R.E we link our own feelings, journeys, special places and sense of belonging to Jesus'. We also learn about other religions like Christianity, Judaism and Islam.

D.T

In Year 3 D.T we get hands on! During the year we evaluate, design and create dream catcher bags, sandwiches and CAM toys.

What a day
may look like
in year 3



Ludlow Junior School

O R E F K J W T M P K C I Q W
P E E L B A W O I E E M S I O
C L E M T R H W S N K V A V J
I I A K L M B N S C G F P N N
N S I Y J A T S A I Q I S E G
A N H N G K P E C L T F Y J H
S N S T G R O N L X A K K V A
F Y S L A H O D N O T S T O H
X W I C S G M U O T F K Z B W
H I K I H C Z G N R B Q U D Z
H X M Q Z O Y Z H D P U Z H B
K A D W H V O W X S F Y F Q F
H L U D L O W L U M U I F J Y
P G V D S H Q E T I H W S A P
J Z C S F B K P N Q G N J K B

CASSIM
HOTSTON
PALMER
SCHOOL
WHITE

GATH
KLEIN
PENCIL
TOWNSEND

HAMESH
LUDLOW
PLAYGROUND
WATKINS

Can you draw a picture of what you would look like in the Ludlow School Uniform?



What questions can you think of to ask you new teacher?

Mr Cassim loves Jokes—Do you know any that will make him chuckle?

Use the questions on this page to start thinking about what year 3 will be like.

What are you looking forward to in Junior School?

What lessons or subjects are you looking forward to learning about?

What books do you like to read?

What worries do you have?

What can I do over the Summer?

- Read books and explore different worlds. You could even write a review to share with your class.
- Practice your x Tables. In year 3 we start to learn trickier times tables so it will be great to be experts with your 2s, 5s and 10s times tables. You can use 'Hit the button', a free game, to practice these.
- Practice your writing through the summer. Complete your 'All about me!' so your teacher can find out information about you. Write a report on a day out or activity you go on.
- Have fun! Enjoy the summer and hopefully the hot weather.

What I need to remember for my first day!

- A Backpack or book bag
- A Water bottle
- A Lunch box or school dinner money.
- A healthy snack for break time.
- A PE kit ready to for PE Lessons.
- A coat if the weather is not nice
- Trainers for using the muga when its your turn
- A smile to greet your friends and new Teachers

